
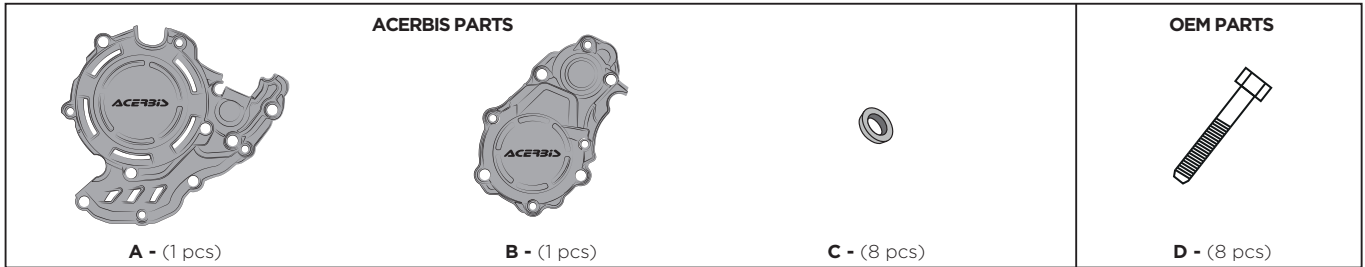


# ACERBIS


## CLUTCH/IGNITION X-POWER EXC-F 250/350 16 PROTEZIONE FRIZIONE/ACCENSIONE X-POWER EXC-F 250/350 16

COD. 500007769 REV.1



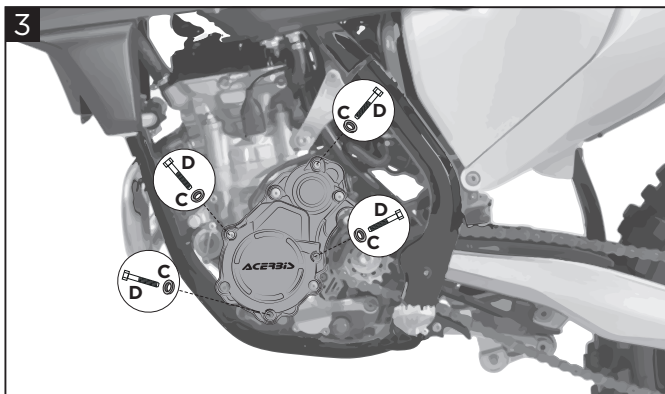
To mount the X-Power, begin by unscrewing the bolt (D) and lowering the rear brake pedal.

Per facilitare il montaggio del X-Power svitare la vite (D) del pedale e abbassarlo.



Remove 4 OEM clutch cover bolts exactly as indicated in the image above. Attach the X-Power clutch cover utilizing the 4 OEM bolts and 4 of the included (C) bushings and then tighten to the manufacturers suggested torque settings as indicated in the owners manual. Re-install the rear brake bolt (D) and tighten them to the manufacturers suggested torque settings.

Rimuovere le 4 viti originali indicate in figura. Montare la protezione frizione X-Power con le viti originali e le 4 boccole (C). Riposizionare il pedale, e riavvitare le viti (D). Coppia di chiusura come riportato su manuale moto.



Remove 4 OEM ignition cover bolts exactly as indicated in the image above. Attach the X-Power ignition cover with the remaining 4 (C) bushings and the 3 stock ignition cover bolts and tighten to the OEM torque settings in the owners manual.

Rimuovere le 4 viti originali indicate in figura. Montare la protezione accensione X-Power con le viti originali e le 4 boccole (C). Coppia di chiusura come riportato su manuale moto.

### WARNING!

Use Acerbis' products at your own risk. Check the safety of your device before you ride. Be sure that you follow the instructions for installing the Acerbis' products. Do not ride if there is missing or damaged hardware. If this is the case, take the item immediately back to your dealer. Make sure the throttle and other controls are free every time you ride. Not following these instructions and warnings could lead to interference with the controls, loss of control, and accidents. Acerbis recommends that installation must be done by a licensed mechanic and that only Acerbis' original parts are used during installation. Acerbis makes no guarantees or representations, express or implied, regarding the fitment of its product for any particular purpose. Acerbis makes no guarantees or representations, express or implied, regarding the extent to which its products protect individuals or property from injury or death or damage.

#### EUROPE

ACERBIS ITALIA S.P.A.  
VIA SERIO, 37  
24021 ALBINO (BG)  
ITALY

#### U.S.A.

ACERBIS U.S.A. INC.  
MAIL P.O. BOX 2030  
SUN VALLEY, ID 83353  
SHIP 110 LINDAY CIRCLE  
KETCHUM, ID 83340  
U.S.A.

#### UNITED KINGDOM

ACERBIS U.K LTD  
UNIT 2 LUTON ENTERPRISE PARK  
SUNDON PARK ROAD  
LUTON, BEDFORDSHIRE LU3 3GU  
GREAT BRITAIN