




DRYVER™
LUGGAGE SYSTEMS


CORTECH DRYVER TANK BAG MOUNTING RING APPLICATION CHARTS

Version 3.0 Updated February 2014


*A guide to help in finding the correct fitment
of our gas ring to your motorcycle.*



Dryver Tank Bag
Mounting Ring
Application Charts
(Scan for Updates)



Dryver Tank Bag
Installation
Video



Get the free mobile app at
<http://gettag.mobi>



CORTECH DRYVER TANK BAG MOUNTING RING APPLICATION CHARTS

When fitting any Cortech tank bag to your motorcycle, please always make sure that there is enough clearance between the tank bag and the handlebars at full lock on either side. For the most up-to-date information on gas rings and motorcycles, please refer to our website www.cortechperformance.com.

BMW		
MODEL	PART #	DESCRIPTION
F650 Funduro, 2000	8295-2305-11	BMW-6A SET B1
F650 ST, 2000		
K1200GT, -2005		
K1200GT, all years		
K1200R, all years		
K1200RS, all years		
K1200S, all years		
K1300GT, all years		
K1300S, all years		
K1300R, all years		
R1100GS, all years		
R1100R, all years		
R1100RT, all years		
R1100S, all years		
R1150GS, all years (not Adventure)		
R1150R Rockster, all years		
R1150R, all years		
R1150RS, 2001-2005		
R1150RT, 2000-2004		
R1200GS Adventure, 2006-2007		
R1200GS, 2004-2007		
R1200GS, 2014+		
*R1200RT, 2005-2013		
R1200RT, 2014+		
R1200ST, 2005-2007		

*NOTES: Bag rests on rails and may leave marks over time.
A T25 torx wrench is needed to remove the bolts from newer BMW models.

HONDA		
MODEL	PART #	DESCRIPTION
599, all years	8295-2301-11	HONDA-7A SET H1
919, all years		
CBR600 & CBR600F, all years		
CBR600F4i, all years		
CBR600RR, all years		
CBR900, all years		
CBR900RR, 1993-2001		
CBR929, 2000-2001		
CBR954, 2002-2004		
CBR1000F, 1993-1996		
CBR1000RR, all years		
RC51, all years		
ST1300, all years		
VFR750, all years		
VFR800, all years		
VFR1200F 2010+		
VTR1000F Superhawk, all years		

KAWASAKI		
MODEL	PART #	DESCRIPTION
EX250R Ninja -2006	8295-2304-11	KAWASAKI-7A SET K1
EX500R/GPZ500S Ninja, -2006		
ZG1000/GTR1000 Concours, -2007		
ZR7, 2000+		
ZR7S, 2001-2003		
ZX6/ZZR600, 1990-2000		
ER6F Ninja 650R, 2006+	8295-2304-12	KAWASAKI-5A SET K2
GTR1400 Concours, all years		
Versys, 2007+		
Z1000, 2003+		
Z750, 2004+		
Z750S, 2005+		
ZRX1100, all years		
ZRX1200R, -2005		
ZX10R, all years		
ZX14 Ninja, all years		
ZX-6R/RR 1998+, 2000+		
ZX7R, 1990-2003		
ZX9R, 1994-2003		
ZZR1200, 2002-2005		
ZZR600, 2005-2006		

SUZUKI		
MODEL	PART #	DESCRIPTION
GSXR1000, 2000-2002	8295-2303-11	SUZUKI-7A SET S1
GSXR600, -2003		
GSXR750, -2003		
Hayabusa GSX1300R, 2006-2007		
SV650 & SV650S, -2002		
DL 1000 V-Strom, 2002-2011		
DL650 V-Strom 2004-2011		
GS500 & GS500F, -2005		
GSF1200 Bandit -2005		
GSF600 Bandit -2005		
GSX600 Katana -2005		
GSX1300R Hayabusa -2005		
GSXR1000, 2003+		
GSXR600, 2004+		
GSXR750, 2004+		
Hayabusa GSX1340R, 2008+		
SFV650 Gladius, 2009+		
SV1000 & SV1000S, 2003-2005		
SV650 & SV650S, 2003-2008		
GSX650F, 2008-2013		
DL 1000 V-Strom, 2014+		
DL 650 V-Strom, 2014+		
YAMAHA		
MODEL	PART #	DESCRIPTION
FZ1/FZS1000 Fazer, all years	8295-2302-11	YAMAHA-5A SET Y1
FZ6/FZ6R, all years		
FZ8, 2011-2013		
FZ 09, 2014+		
YZF R1, all years		
YZF R6, 2003-2010		
FJR1300, all years		
Super Tenere, 2012+		
XV1700 Warrior, 2005+		

READ ALL INSTALLATION INSTRUCTIONS THOROUGHLY BEFORE STARTING! IT IS THE RESPONSIBILITY OF THE PERSON OR PERSONS INSTALLING THIS LUGGAGE AND COMPONENTS, AND OF THE OWNER, TO DO SO SAFELY AND CORRECTLY. IT IS IMPORTANT THAT, IF YOU HAVE ANY QUESTIONS ABOUT THE INSTALLATION INSTRUCTIONS, YOU CONTACT US AT WWW.CORTECHPERFORMANCE.COM.

WARNING: THE USE OF THIS LUGGAGE IN A WAY OTHER THAN ITS INTENDED PURPOSE OR DIFFERING FROM THE INSTRUCTIONS AND WARNINGS MAY CAUSE THE LOSS OF CONTROL OF YOUR MOTORCYCLE, WHICH MAY RESULT IN PERSONAL INJURY OR DEATH.

CAUTION

- DO NOT EXCEED THE MAXIMUM LISTED PACKED WEIGHT.
- USE CARE WHEN ATTACHING AND OPERATING THE RING LOCK FOR THE BEST MOUNTING SECURITY.
- MAKE SURE THAT WEIGHT IS BALANCED, WITH HEAVIEST ITEMS ON THE BOTTOM.
- WHEN MOUNTED, MAKE SURE THE TANK BAG IS CENTERED ON THE TANK.
- DO NOT STORE SHARP OR HEAT SENSITIVE OBJECTS INSIDE THE TANK BAG.
- ALWAYS MAKE SURE THE RING SET IS SECURELY FASTENED BEFORE MOUNTING THE TANK BAG.



CONTACT YOUR LOCAL DEALER, OR VISIT
WWW.CORTECHPERFORMANCE.COM