

# POLARIS RZR UTV

Plow Mount

PART # 105410

Hardware Kit: HK-137

## Kit Components:

Qty.	Part Description
1.....	Plow Mount Plate
2.....	1" x 1 1/2" Nut Plate
2.....	3/8"-16 x 1" Flanged Bolt
2.....	3/8"-16 x 1 1/4" Bolt
2.....	3/8"-16 Flanged Nylock Nut
3.....	3/8" Lock Washer
3.....	3/8" Flat Washer
3.....	3/8"-16 x 1" Self Tapping Screw

For 900 XP Installation Instructions see Page 2.

## INSTALLATION INSTRUCTIONS:

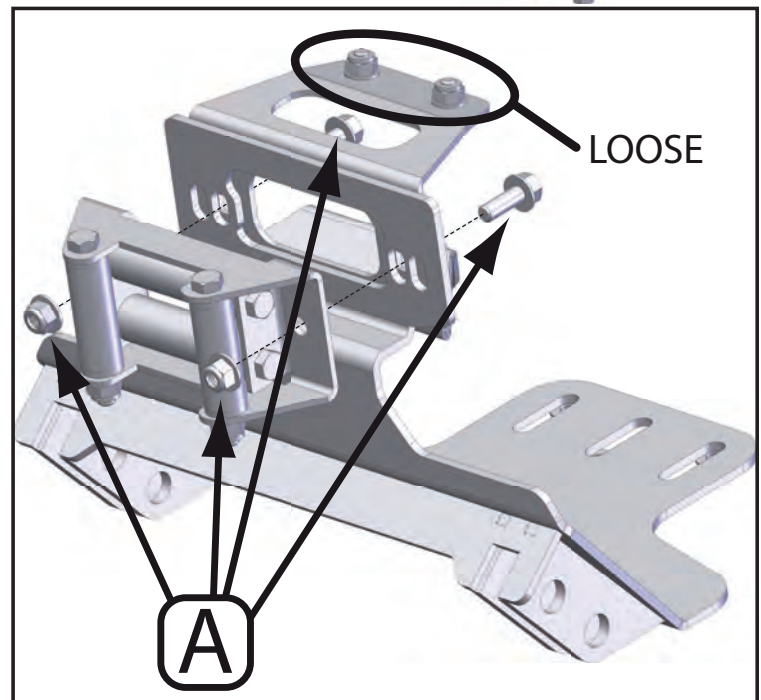
### Polaris Ranger RZR 800/570

**Note: This KFI plow mount REQUIRES the KFI Ranger RZR winch mount (100660) or stock Polaris winch mount.**


1. Install the winch mount but NOT the roller fairlead. It is best if you leave the fairlead bracket bolts loose as it is easier to install the plow mount this way. *Follow the instructions supplied with the winch mount.*
2. Place mount plate over lower front of machine. Use the 1" flange bolts and flange nuts (A) to bolt on the roller fairlead and mount to the RZR fairlead bracket as shown in Figure 2. *Leave these loosely installed.*
3. Install the lower portion of the plow mount using the 1" bolts (C) and 1" x 1 1/2" nuts (B) as shown in Figure 3&4.
4. Tighten down all bolts.
5. See UTV Plow Tube System instruction manual for tube attachment.



"Figure 1"



"Figure 2" Mount Plate Install



"Figure 4" Lower Mount Plate Install

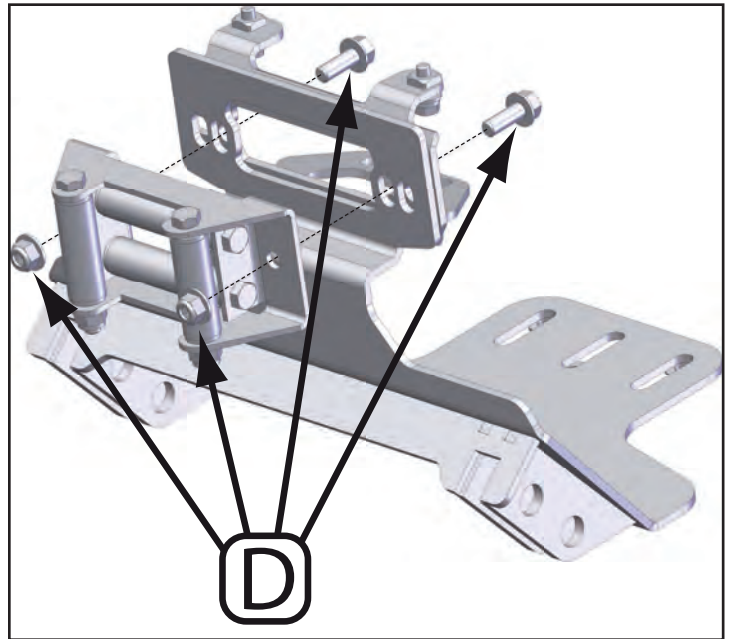


"Figure 3" 1" x 1 1/2" Nut Location


## Polaris Ranger RZR 900 XP

**Note: This KFI plow mount REQUIRES the KFI Polaris RZR 900 XP winch mount (100765).**

1. Install the winch mount but NOT the roller fairlead.  
*Follow the instructions supplied with the winch mount.*
2. Place mount plate over lower front of machine. Use the 1" flange bolts and flange nuts (D) to bolt on the roller fairlead and mount to the RZR fairlead bracket as shown in Figure 5. *Leave these loosely installed.*
3. Install the lower portion of the plow mount, using the 3/8-16 x 1" Self Tapping Screws, Washers and Lock Washers, to location (E) as shown in Figure 6.
4. Tighten down all bolts.
5. See UTV Plow Tube System instruction manual for tube attachment.



*"Figure 5" Fairlead Install*



*"Figure 6" Lower Bolts Install*

