

HONDA PIONEER

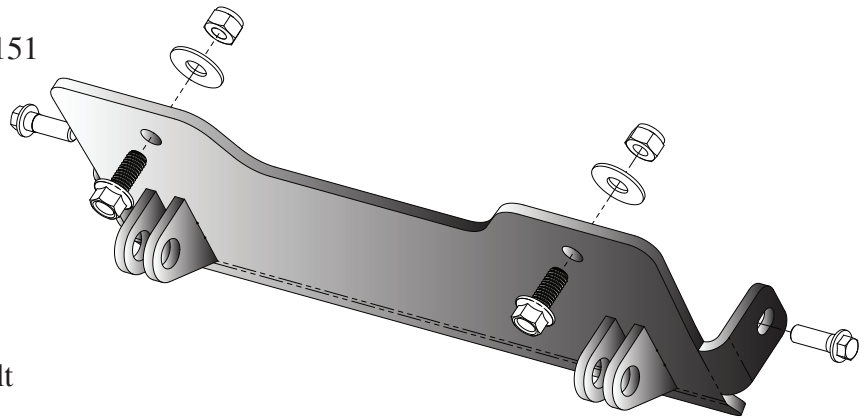
Plow Mount

PART # 105495

Hardware Kit: HK-151

Kit Components:


Qty.	Part Description
1.....	Plow Mount Plate
2.....	7/16"-14 X 1" Flange Bolt
2.....	7/16"-14 Nylock Nut
2.....	7/16" USS Flat Washer
2.....	M10-1.25 x 30mm Flange Bolt



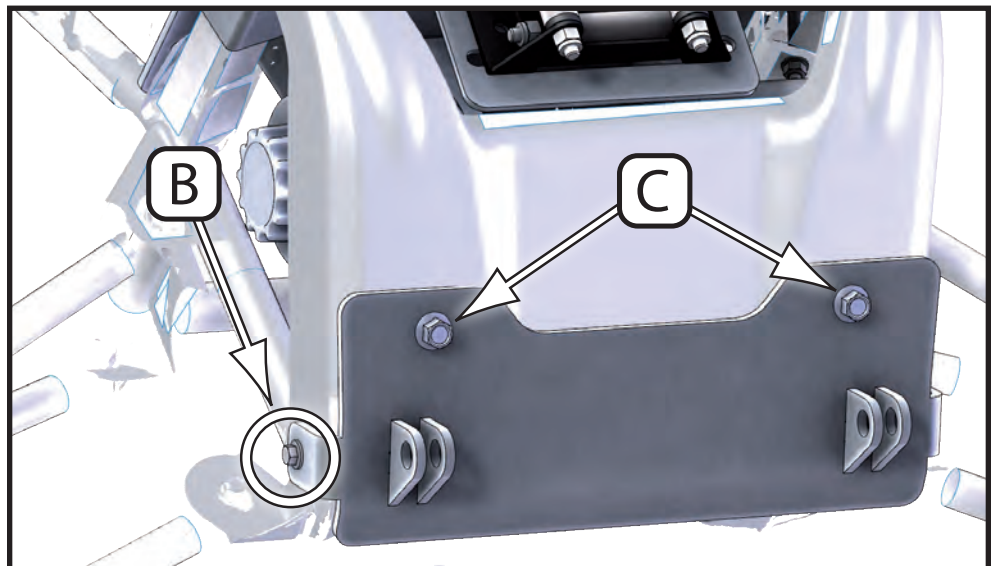
"Figure 1"

INSTALLATION INSTRUCTIONS:

1. Remove bolts (A) on both sides of the front bumper as shown in Figure 2.
2. Loosely install mount plate using the two M10 bolts (B) supplied with the hardware kit as shown in Figure 3. Using the mount plate as a template mark the two upper 7/16" holes (C).
3. Remove the mount and drill the holes using a 1/2" bit.
4. Install the mount plate using the M10 (B) and 7/16" (C) hardware provided in the hardware kit. See Figure 1&3.
5. Tighten down all bolts.
6. See UTV Plow Tube System instruction manual for tube attachment.



"Figure 2" Front of UTV



"Figure 3" Mount Plate Install

