

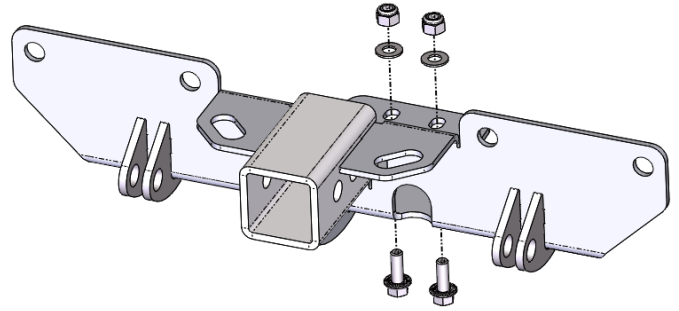
TEXTRON PROWLER PRO

Plow Mount

Plow Mount **PART # 106000**
 Hardware Kit: HK-011


Kit Components:

Qty.	Part Description
1.....	Plow Mount
4.....	3/8"-16 Hex Nut Nylock (only 2 used)
4.....	3/8" Flat Washer (only 2 used)
4.....	3/8"-16 x 1 Hex Bolt Flange (only 2 used)
1.....	3/8-16 X 1-1/4" Flat Head Screw (not used)




“Figure 1” Exploded View


1. Remove tow hooks and front lower fascia .
Figure 2 Fascia will not be reinstalled. Save tow hooks
2. Align your mount to the holes and insert the 3/8" hardware (A) supplied with your mount from the bottom side *Figure 3*
3. Reinstall tow hooks (B) through plow mount *Figure 4*. Tighten all hardware
4. See UTV Plow Tube System instruction manual for tube attachment.



“Figure 2” Tow Hook and Fascia Removal



“Figure 3” Bottom Bolt Locations



“Figure 4” Top Tow Hook Installed

