

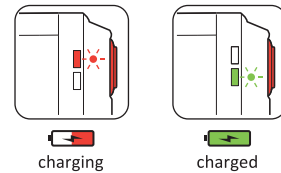
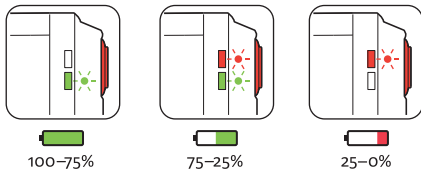
Run Times and Modes

STICK+ DRIVE SERIES

	ECONOMY	BLAST	PULSE	FLASH 1	DAY FLASH 1	DAY FLASH 2	FEMTO
	5 LUMENS	40 LUMENS	20 LUMENS	20 LUMENS	40 LUMENS	40 LUMENS	5 LUMENS
	10:00 h : min	1:30 h : min	7:00 h : min	9:00 h : min	23:00 h : min	23:00 h : min	30:00 h : min

Battery

Charging

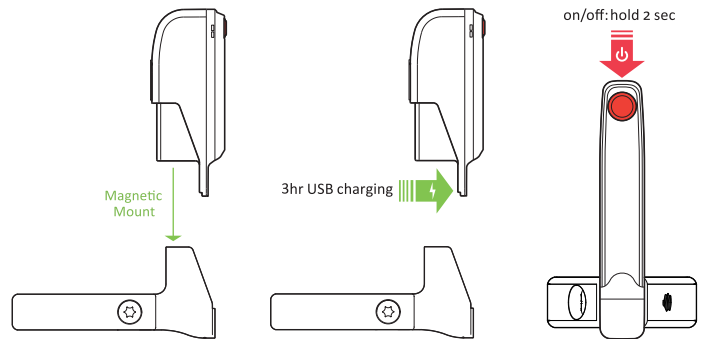
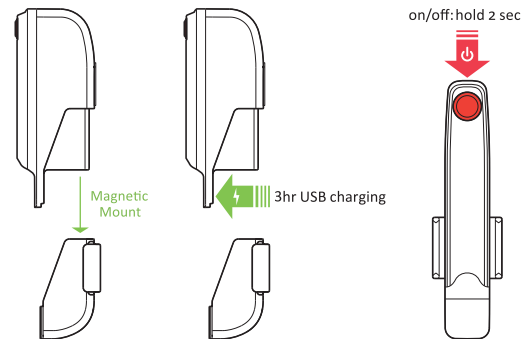
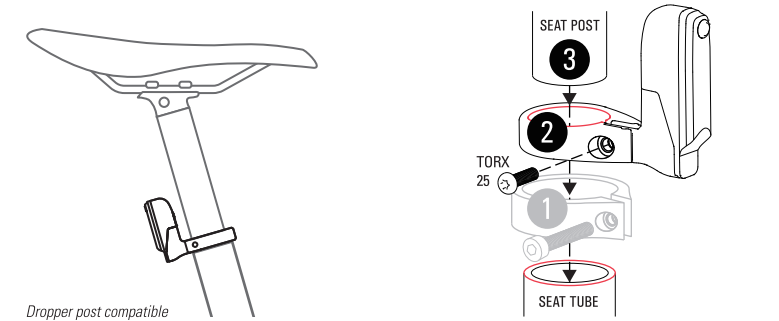
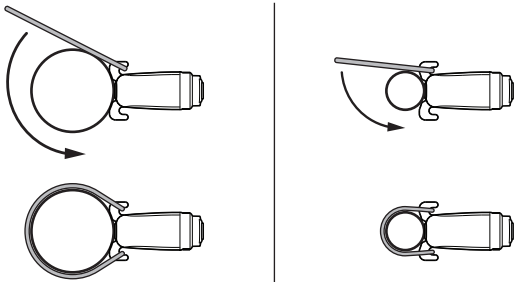


Mounting

Mounting

Large O-Ring / Seat post mounting

Small O-Ring / Seat stay mounting



- Before using your Lezyne LED Light for the first time, fully charge battery.
- Antes de utilizar la luz LED por primera vez, cargue completamente la batería.
- Avant d'utiliser votre lampe LED Lezyne pour la première fois, chargez complètement la batterie.
- Bevor Sie die ihre Lezyne Lampe zum ersten Mal benutzen, sollte Sie diese vollständig laden.
- 最初にLezyne LEDライトを使用する前に、バッテリーをフルに充電してください。