



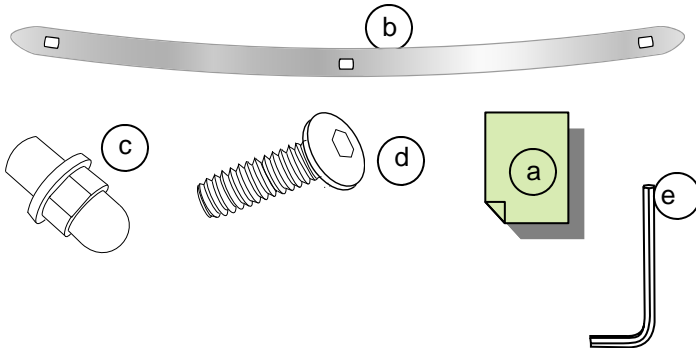
Part No. 2350-0128

M0918 080609

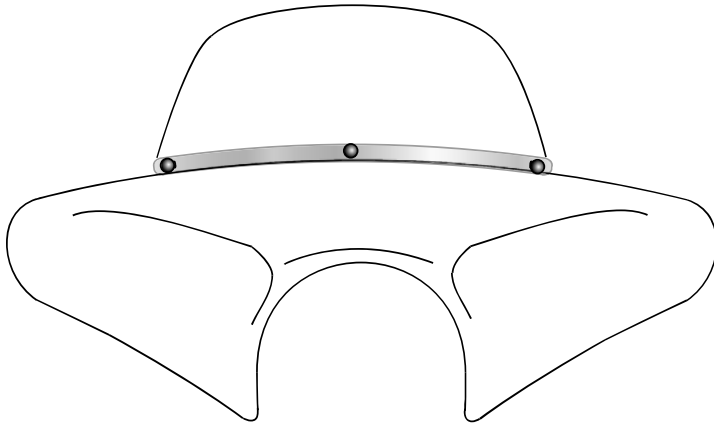
**Fairing Polished Solid Stainless Steel
Windshield Trim, Slim Style.**

**Use with Memphis Shades Batwing Fairing
and Windshield. Additional bolts included
for Fairings with MS Tri-pouch fitted.**

1. Kit Contents



Re	Part #	Description	Qty
(a)	I0918	Mounting Instructions	1
(b)	S1212	Polished Stainless Steel Trim, Slim style	1
(c)	M997	Nylon Acorn Nut Shoulder Spacer	3
(d)	M972	1/4-20 7/8 SS Button Head Screw	3
(e)	M943	5/32" short arm allen wrench	1



Memphis Shades warrants all product components, metal and plastic, against defects in materials and workmanship for 24 months.

For Parts and Warranty Help, Contact:

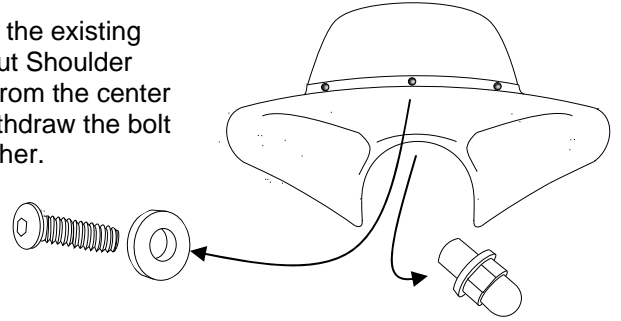
Memphis Shades, Inc.
P.O. Box 429
Rossville, TN 38066
(901) 853 0293

Visit us on the web at www.memphisshades.com or you can also reach us by email: customerservice@memphisshades.com

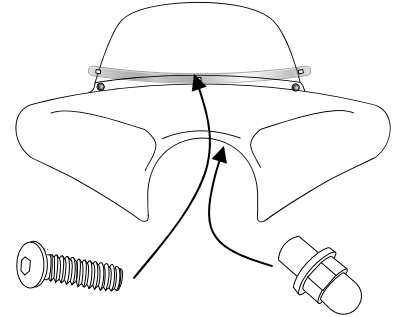
2. Mounting Instructions

1. Additional tools required, not included in this kit: 7/16" or 11mm wrench.

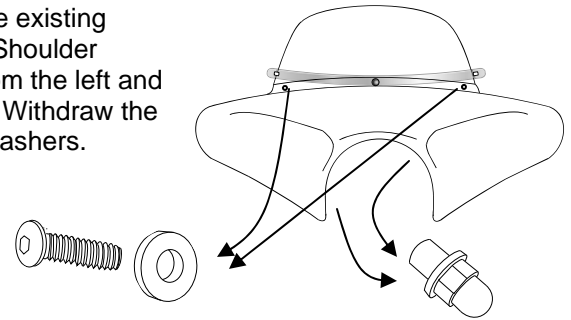
2. Remove the existing Acorn Nut Shoulder Spacer from the center hole. Withdraw the bolt and washer.



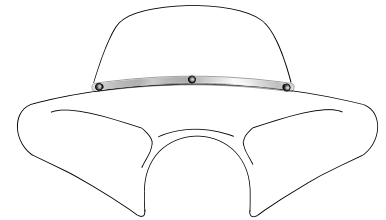
3. Align the Polished Solid Stainless Steel Trim, Slim Style over the center hole and insert a Stainless Steel Button Head Screw. Secure in place with an Acorn Nut Shoulder Spacer



4. Remove the existing Acorn Nut Shoulder Spacers from the left and right holes. Withdraw the bolts and washers.



5. Align the Polished Solid Stainless Steel Trim, Slim Style over the left and right holes and insert Stainless Steel Button Head Screws. Secure in place with Acorn Nut Shoulder



The Fusion of Style & Function