



**RM4 PLOW MOUNTING INSTRUCTIONS**  
**YAMAHA KODIAK 450**  
**PART# 4501-0813**

ITEM	QTY.	PART#	DESCRIPTION
1	1	2599-100	Plow Mount
2	1	KD100	Removable Mount
3	2	HDW2063	5/16 x 1-1/4 x 2-1/4 U-Bolt
4	2	HDW2154	5/16 x 1-1/4 x 2 U-Bolt
5	8	HDW7058	5/16 Nylock Nut
6	8	HDW9002	5/16 Flat Washer
7	1	HDW9185	1/2 x 1-1/2 Cotterless Hitch Pin



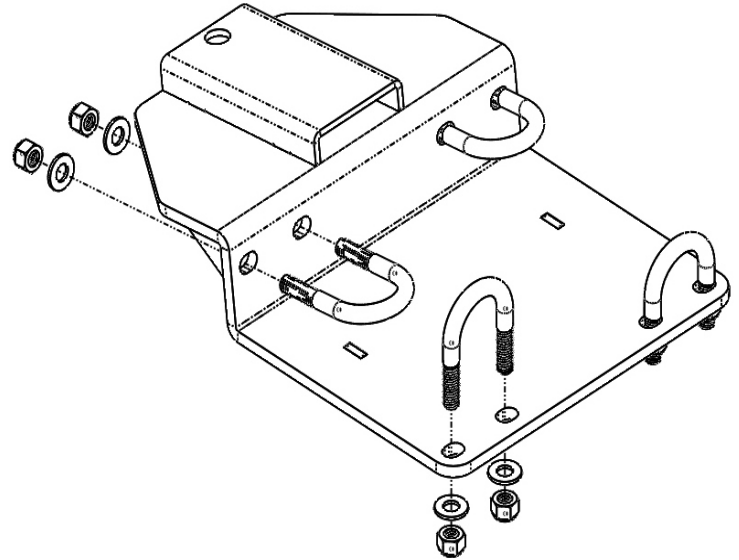
Remove lower front plastic guard.

Attach plow mount to the underside of machine and front as illustrated.

Use the #4 u-bolts on the front of the machine going around the frame down tubes and through the mount. Secure with #6 flat washers and #5 nylock nuts.

Use the #3 u-bolts going around the frame tubes behind the a-arm bracket and down through the mount. Secure with the #6 flat washers and #5 nylock nuts.

After use, retighten the mount to make sure all is secure.



**FOR QUESTIONS OR COMMENTS PLEASE CALL: 320-964-1616 (7:00 to 4:30 CST Monday through Thursday).**