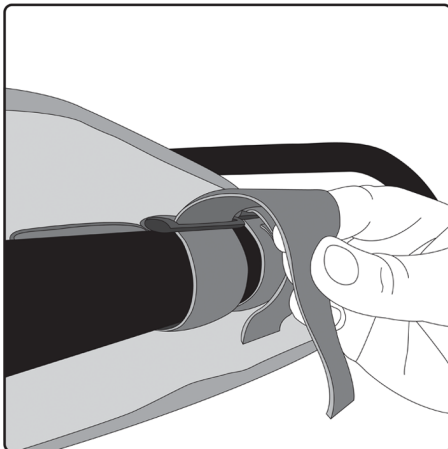



# UTV Bag Instructions

UTV-100

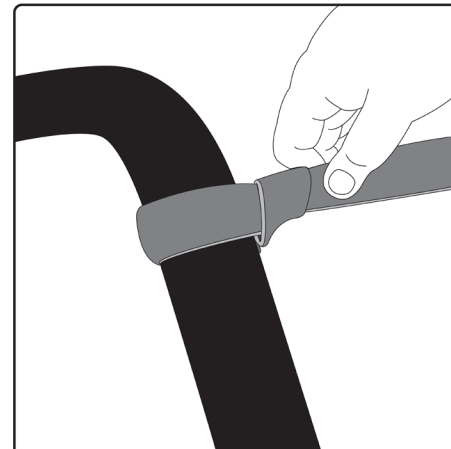
Please read instructions carefully before installation. We recommend this product be installed by a qualified, and experienced motorcycle technician. If you are unsure of any of the below directions and or your ability to correctly and securely install this product, please contact us or your local dealer for help. Below diagrams show typical installation, your motorcycle may be different so please use diagrams as a guide. Make sure your Vehicle is clean and free from dirt, road grime etc. where the Nelson-Rigg® luggage mounts. It is the riders responsibility to make sure the product is mounted and secure before each use. Loading the bag may result in a change of position, always check for proper mounting position after loading and before each and every ride.



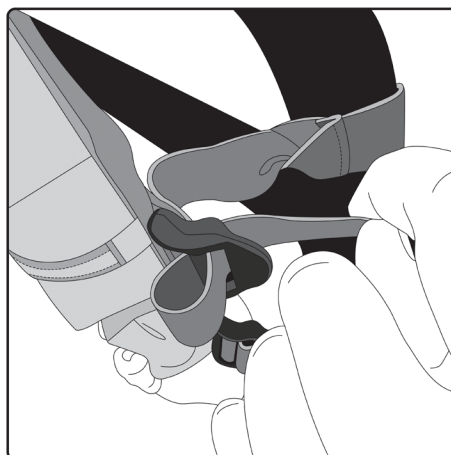
Remove Velcro strap from "D" ring and pass around the roll cage. Re-Insert strap into "D" ring and pull snug before connecting the hook and loop sides of the Velcro. Repeat on all 3 attachment points.



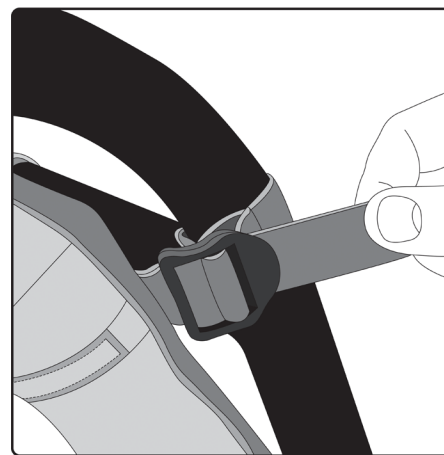
To secure, use the 4 included straps with loop on one side. Pass the strap around a part of the frame or roll cage and pass the strap through the loop creating a noose.



Once the strap is through the loop, pull to securely attach, as per the above image.



Once secure pass the strap through the buckle on the bag as shown in above image.



Make sure the strap is locked in place and will not loosen once pulled snug. Repeat on all 4 attachment points.

## Warning:

Read the installation instructions and make yourself familiar with the process of installing the Nelson-Rigg® product(s) on your bike. It is your responsibility to mount the product correctly and securely as outlined in these instructions. Nelson-Rigg® products are intended for use at USA street legal speeds as posted by the individual States. Nelson-Rigg® luggage must not be overloaded. Max carrying capacity is 10 lbs per bag or the maximum load suggested by the manufacturer of the vehicle, whichever is less.

Failure to adhere to these warnings may result in, but not be limited to: the luggage becoming detached, the product becoming tangled in moving parts of the vehicle, unstable vehicle dynamics, reduction in the ability to control the vehicle. The result(s) of could lead to serious injury.

**Always ride safely, adhering to the local highway regulations. Always wear a helmet and protective apparel.**

3518-A Lake Center Dr Santa Ana, CA 92704  
Tel (714)850-1811 Fax (714)850-1848  
e-mail: [info@nelsonrigg.com](mailto:info@nelsonrigg.com) [www.nelsonrigg.com](http://www.nelsonrigg.com)

