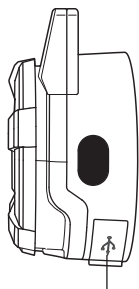
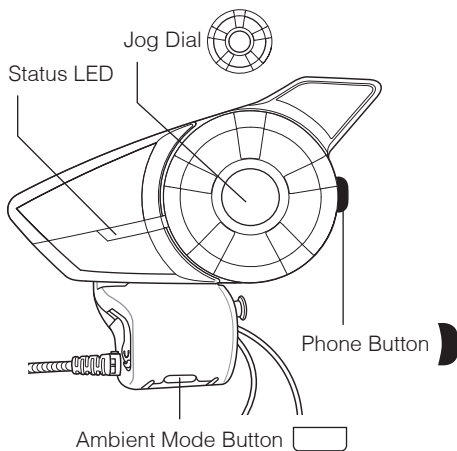
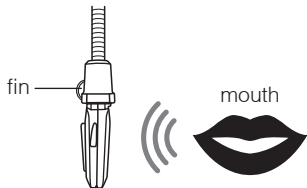
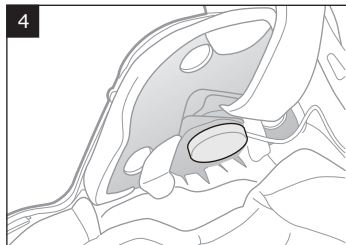
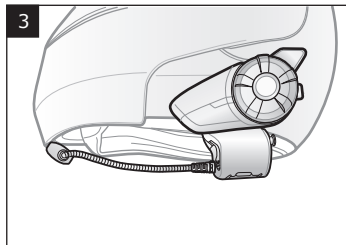
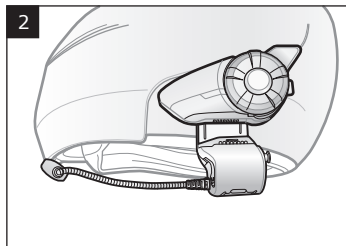
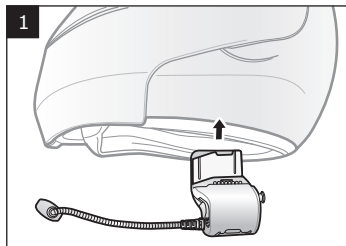


# 20S EVO Quick Start Guide

ENGLISH



# Installation



**Microphone Direction**


## Sena Utility App

- Download
  - Android: Google Play Store > **Sena Utility**
  - iOS: App Store > **Sena Utility**

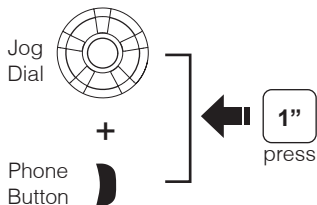
## Sena Device Manager

The **Sena Device Manager** allows you to upgrade the firmware and configure its settings directly from your PC or Apple computer. Download the **Sena Device Manager** from [sena.com](http://sena.com).

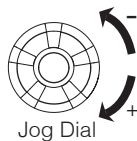
## Button Operation



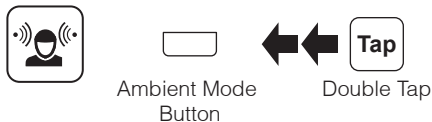
## Power On/Off



## Volume Adjustment



## Ambient Mode

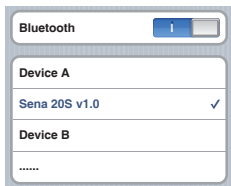


## Bluetooth Pairing Phone, MP3 and GPS



Status LED 

Select **Sena 20S**



Enter     PIN

# Mobile Phone



**Answer**



Phone Button



**Tap**



**End**



Phone Button



**Tap**



**Voice Dial**



Phone Button



**Tap**



**Speed Dial**



Phone Button



**Tap**

Double Tap



**Reject**



Jog Dial



**2"**

press



**Call Transfer**



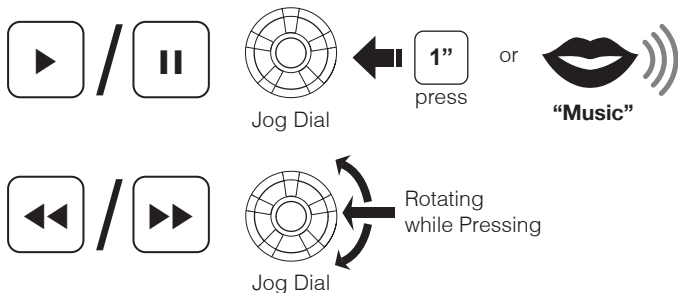
Phone Button




**2"**

press

## Music



## Battery Check

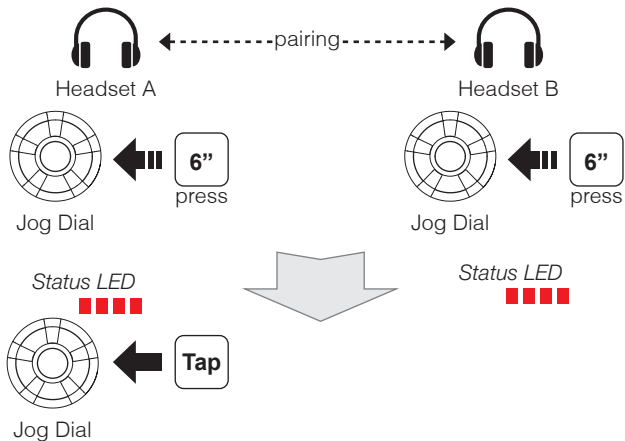


## Configuration Menu

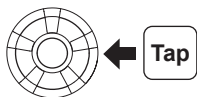


There is **Universal Intercom Pairing** in the Configuration Menu.

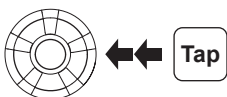
# Normal Pairing Intercom



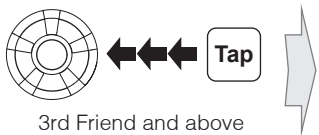
## Start / End Intercom



1st Friend

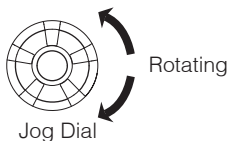


2nd Friend

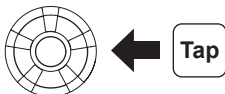


3rd Friend and above

3rd ~ 9th  
Friend, Cancel



Jog Dial



Jog Dial

## Start / End Group Intercom



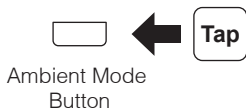
Ambient Mode  
Button



press



# Voice Command



or



Voice Command	Function
“Music”	Music play/pause
“Intercom [one, two, ... , nine]”	Start/End each intercom
“Speed dial [one, two, three]”	Speed dialing

A full version of the manual is downloadable at  
[www.sena.com](http://www.sena.com).

**SENA**



**SENA Technologies, Inc.**

Customer Support: [sena.com](http://sena.com)