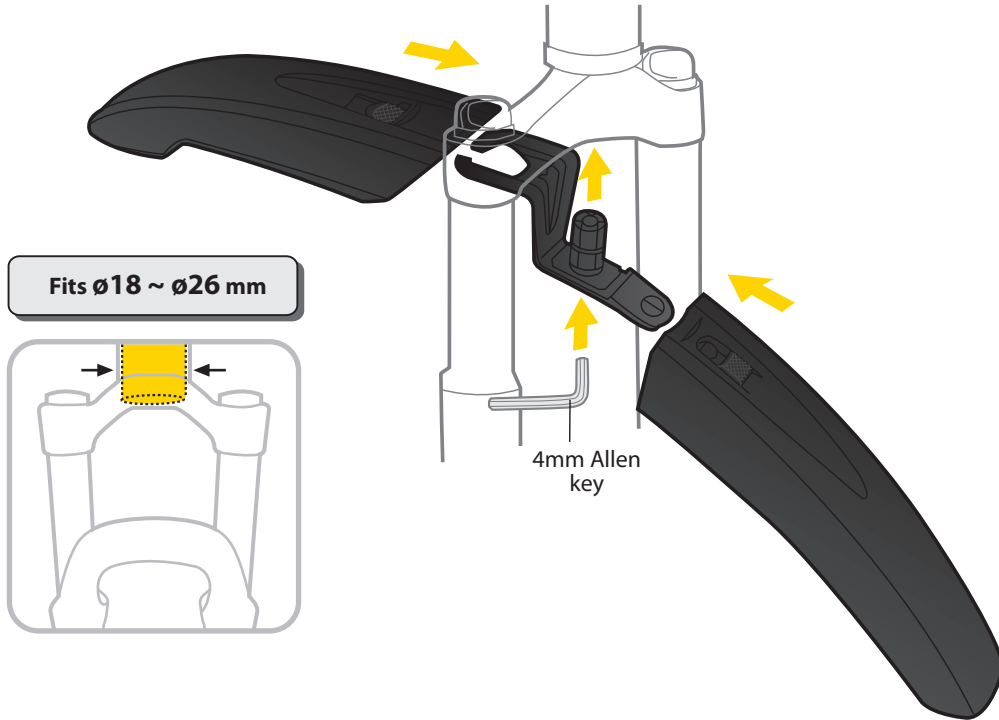




GB

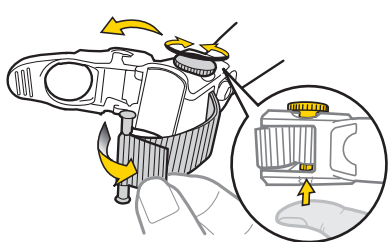
DeFender™ FX



Press release button to remove fender.

DeFender™ RX

INSTALLATION



Release locking lever and strap pin.


Pull up and turn fixing knob to adjust strap length



Engage strap pin with locking lever until a "CLICK" is heard.

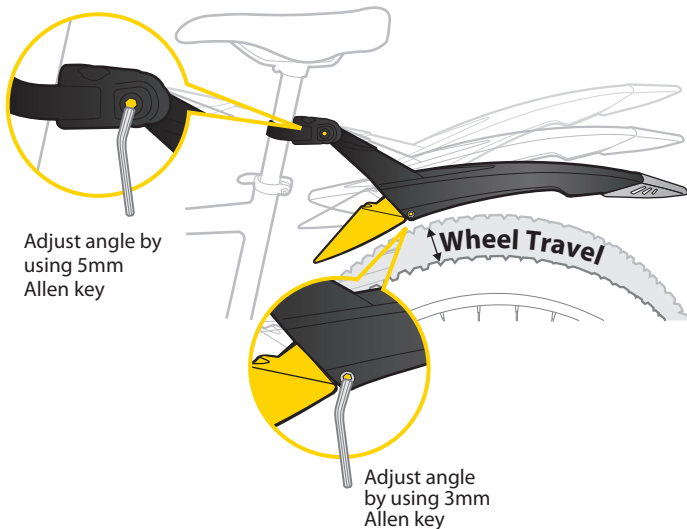


PUSH DOWN fixing knob to fix strap position

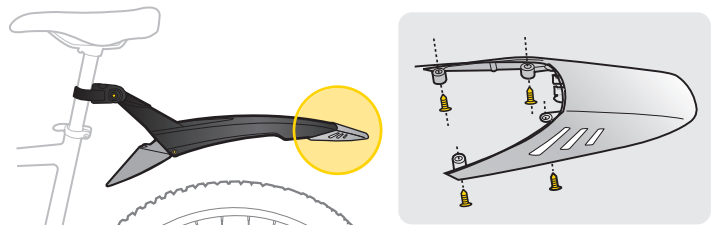


Close locking lever to fasten DeFender™ RC11 onto seatpost.

ADJUST ANGLE



DETACHABLE DEFENDER TAIL



WARRANTY

2-year Warranty: All mechanical components against manufacturer defects only.

Warranty Claim Requirements

To obtain warranty service, you must have your original sales receipt. Items returned without a sales receipt will assume that the warranty begins on the date of manufacture. All warranties will be void if the product is damaged due to user crash, abuse, system alteration, modification, or used in any way not intended as described in this manual.

* The specifications and design are subject to change without notice.

Please contact your Topeak dealer with any questions.

For USA customer service call : 1-800-250-3068

www.topeak.com